


A decorative graphic on the left side of the slide. It features three light blue stars of varying sizes. Below the stars are three curved, swoosh-like shapes in light blue, orange, and red, arranged vertically and curving towards the right.

Home Based Learning (HBL)

Matters for S1-5 2026

HBL Dates in Sem 1


Term	HBL Dates	Student Initiated Learning
1	Fri, 9 Jan Thu, 22 Jan Wed, 4 Feb Mon, 2 Mar	Access the SIL site to register for the module 
2	Thu, 2 Apr* Thu, 16 Apr Mon, 27 Apr Wed, 13 May	

*to replace with even Tue Timetable

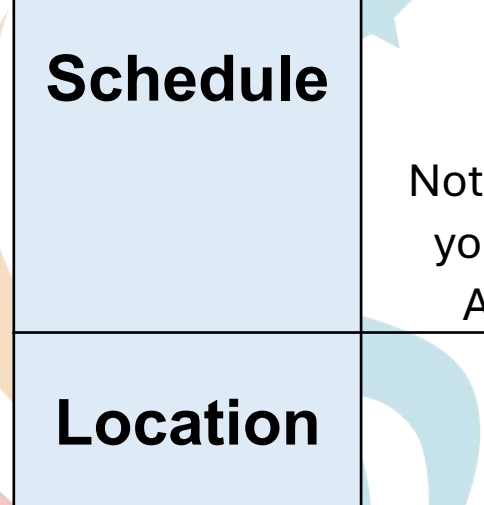
<https://go.gov.sg/silckss2026>



Structure of HBL



	Curriculum-based learning	Student-Initiated Learning*
Duration	Approx 1hr for each subject	
Schedule	<ul style="list-style-type: none">Refer to time table posted in class board & school website <p>Note: The HBL timetable may not exactly mirror your usual school timetable. Do not assume. Always check the HBL timetable carefully.</p>	Students to choose from topics curated by the school
Location	HBL and SIL activities designed for completion at home or in school**	



*Students who have difficulties with home wifi connectivity can request to attend HBL in school

** Sec 1 students will commence SIL from Term 2.

General flow on a HBL day



Before 8 a.m

- Get up early and get ready for the day.
- Have your breakfast.



8.00 to 8.30 am

- Refer to HBL timetable, Check against the Digital HW Board in Google Classroom
- Organise your study space and prepare lesson materials



After 8.30 am

Self directed learning



Important Info on HBL

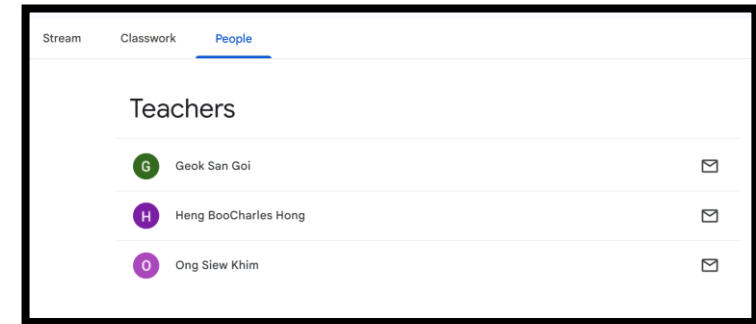
- **The submission of HBL assignments will be closely monitored**
 - HBL assignments must be submitted by 3.30pm of the HBL day
 - S1 students T1 submission deadline: 3.30pm on following school day
- **Consequences** will be served swiftly for non-submission of HBL assignment. This includes:
 - **Detention** taking into consideration of **the number of pieces of assignment** not submitted.
 - Mandatory attendance of all remaining HBL sessions in school
 - **Stoppages of privileges** (e.g awards, celebrations)

Troubleshooting contact info & guidelines

If you face any issues or difficulties **before or during HBL**, you may contact the following:

Subject related issue

- Email subject teacher
- Email can be found in Google Classroom "people tab"



ICT/PLD related issues

- Contact CCKSS ICT helpdesk (+65 8940 8022)
- State name, class, issue and contact info



MC/Emergency

- Email/contact Form teacher
- Email can be found in CCKSS website ([Click link here](#))

All other issues

- Contact CCKSS General Office (+65 6769 1386)
- Only if you have tried all the above options and did not get a response
- State name, class, issue and contact info

Principal's Foreword	1F	Ms Lee Jian Lin Zoe	lee_jian_lin@schools.gov.sg
School History		Ms Klara Tan Hui Wen	tan_hui_wen_klara@schools.gov.sg
School Information	1G	Mdm Ifa Hanifah	ifa_hanifah@schools.gov.sg
Year Books		Mr Alan Tang Shao Wei	tang_shao_wei_alan@schools.gov.sg
School Textbooks & School Uniform	1H	Ms Trina Wong Hui San	wong_hui_san_trina@schools.gov.sg
School Achievements		Mr Brandon Goh	goh_zhen_xiang@schools.gov.sg
School Corporate Video	2A	Mdm Fazilah bte Abdul Rahman	fazilah_abdul_rahman@schools.gov.sg
School Organisation		Mr Naraindran Chandrashagaran	naraindran_chandrashagaran@schools.gov.sg
School Traffic Management	2B	Mdm Zhao Huiyuan	zhao_huiyuan@schools.gov.sg
		Mr Rick Chan	chan_why_leong@schools.gov.sg
	2C	Mr Liew Weiyang	liew_wei_yang@schools.gov.sg

*this slide will be uploaded on the school website under "HBL matter" for your reference

Important SLS info

For SLS assignment to be recorded as complete, please ensure the following:

- you have checked "MARK ACTIVITY AS COMPLETE"
- You will need to interact and complete EVERY activity in SLS (e.g watching the videos)
- Any attempt to skip these activities will not be recorded as assignment completion
- Assignment is only considered completed when assignment status is reflected as "COMPLETE"
- Assignment deadline is set at 3.30pm. Any overdue submission either in SLS/Google Classroom will be flagged as "non-submission"

Take a screenshot of the module completed page for reference

The top screenshot shows a student's attempt to solve the equation $x(x+1)=6$. The working shown is $x(x-1)=6$, $x=6$ or $x-1=6$, and $x=6$ or $x=7$. The question asks "Is he correct? Why?" with a "Read Less" link. Below the question is a text input field labeled "Type answer here". At the bottom right, there are buttons for "SAVE AS DRAFT", "SUBMIT", "MARK ACTIVITY AS COMPLETE" (circled), and "NEXT ACTIVITY". The "MARKS" section shows "[1]".

The bottom screenshot shows a "You've reached the end of the module" message with a clipboard icon. Below this, the "ASSIGNMENT STATUS" is "COMPLETE" (circled). The "MARKED AS COMPLETE" status is "16 Jan 2026 01:11 PM". Below this, it says "You've completed 2 out of 2 activities". At the bottom, there is a "MARKED AS COMPLETE" button (circled) and an "EXIT" button.

What should you do in these situations?

Prior to HBL day,

Scenario 1

Your PLD is glitchy and you have no other Personal devices at home.

Call ICT helpdesk, email/approach subject teacher for physical copy of the assignment

On HBL day,

Scenario 2

You woke up with a bad headache, and realised that you wouldn't be able to complete your HBL work.

contact/email Form teacher ASAP

Scenario 2a

You are ill and you went to see a doctor.

contact/email Form teacher ASAP, showing your MC as proof

Scenario 3

Your PLD is not working/SLS have log in issues.

Call ICT helpdesk, email subject teacher about the issue

Scenario 4

You have difficulties completing your HBL assignments and have attempted to contact your form/subject teacher, CCKSS ICT helpdesk.

Call CCKSS General Office (GO), stating your name, class and issue faced

Scenario 4a

You tried calling the GO but no one picked up the call.

Wait and call again.



**We trust that all
CCKsians can
be self-directed
and
responsible.**

**We will support you every
step of the way**

